


Spaencom – Tekla Tender components for customer.  
Tekla version 2020/2022

▼ Tender tool



Tekla Structures SPM\_AF-Foundation (1)

Save Load < Defaults > Save as Help...

modify connection type

Parameters 1 General Analysis

Distance between

Shift side  Yes

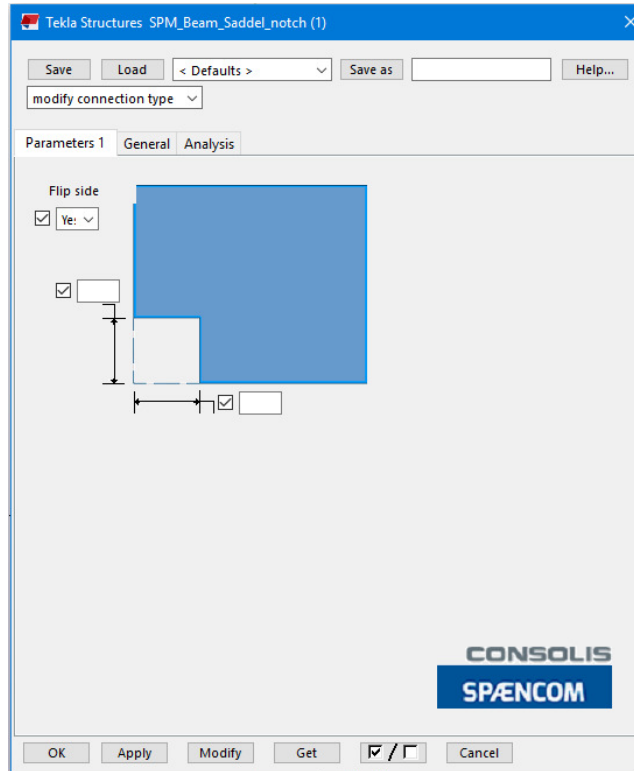
Type  AF 12/15

**CONSOLIS**  
**SPENCOM**

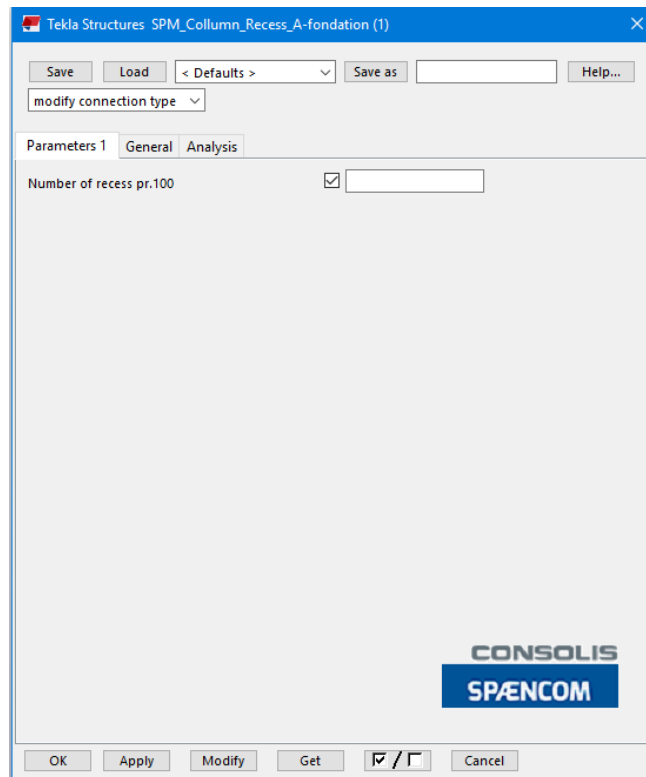
OK Apply Modify Get  /  Cancel



SPM\_Beam\_Saddel\_n  
otch



SPM\_Column\_Reces  
s\_A-fondation





SPM\_Column\_Corbel

Tekla Structures SPM\_Column\_Corbel (1)

Save Load < Defaults > Save as Help...

modify connection type

Parameters 1 General Analysis

|        | Yes/No:                                 | Type:                                      | Distance from top        |                          | ( Consol Dim: )          |                          |
|--------|---|--|--------------------------|--------------------------|--------------------------|--------------------------|
|        |   |  | a)                       | b)                       |                          |                          |
| Side 1 | <input checked="" type="checkbox"/> Yes | <input checked="" type="checkbox"/> Square | <input type="checkbox"/> | <input type="checkbox"/> | <input type="checkbox"/> | <input type="checkbox"/> |
| Side 6 | <input checked="" type="checkbox"/> Yes | <input checked="" type="checkbox"/> Square | <input type="checkbox"/> | <input type="checkbox"/> | <input type="checkbox"/> | <input type="checkbox"/> |
| Side 2 | <input checked="" type="checkbox"/> Yes | <input checked="" type="checkbox"/> Square | <input type="checkbox"/> | <input type="checkbox"/> | <input type="checkbox"/> | <input type="checkbox"/> |
| Side 5 | <input checked="" type="checkbox"/> Yes | <input checked="" type="checkbox"/> Square | <input type="checkbox"/> | <input type="checkbox"/> | <input type="checkbox"/> | <input type="checkbox"/> |

OK Apply Modify Get  /  Cancel

**CONSOLIS**  
**SPÆNCOM**



SPM\_Column\_Hammerhead

Tekla Structures SPM\_Column\_Hammerhead (1)

Save Load < Defaults > Save as Help...

modify connection type

Parameters 1 General Analysis

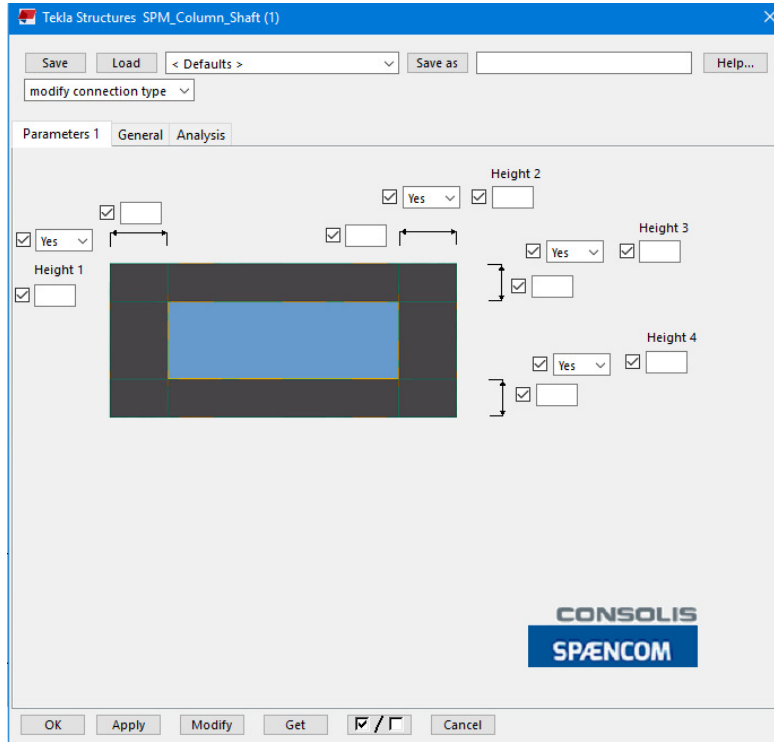
Profile   ...

OK Apply Modify Get  /  Cancel

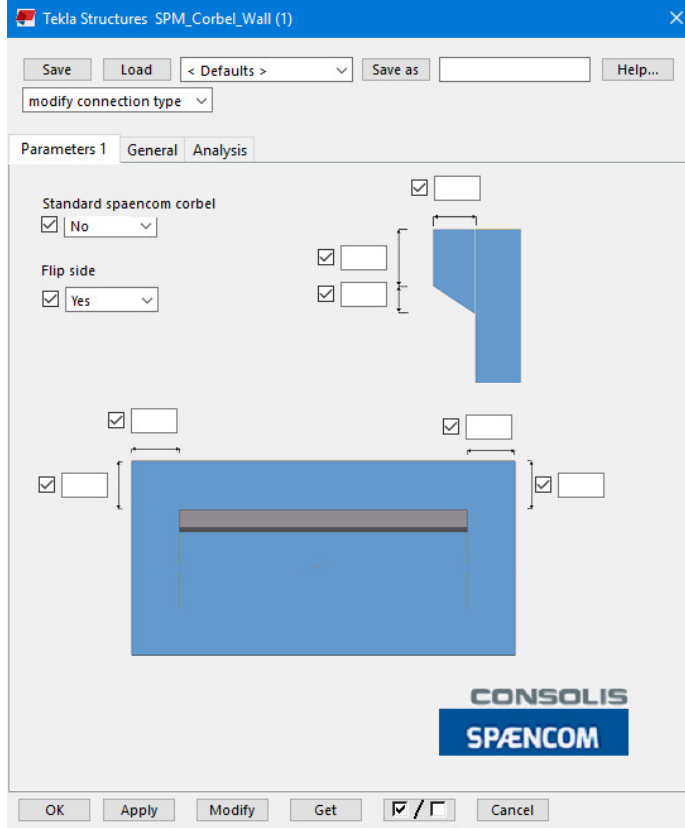
**CONSOLIS**  
**SPÆNCOM**



SPM\_Column\_Shaft

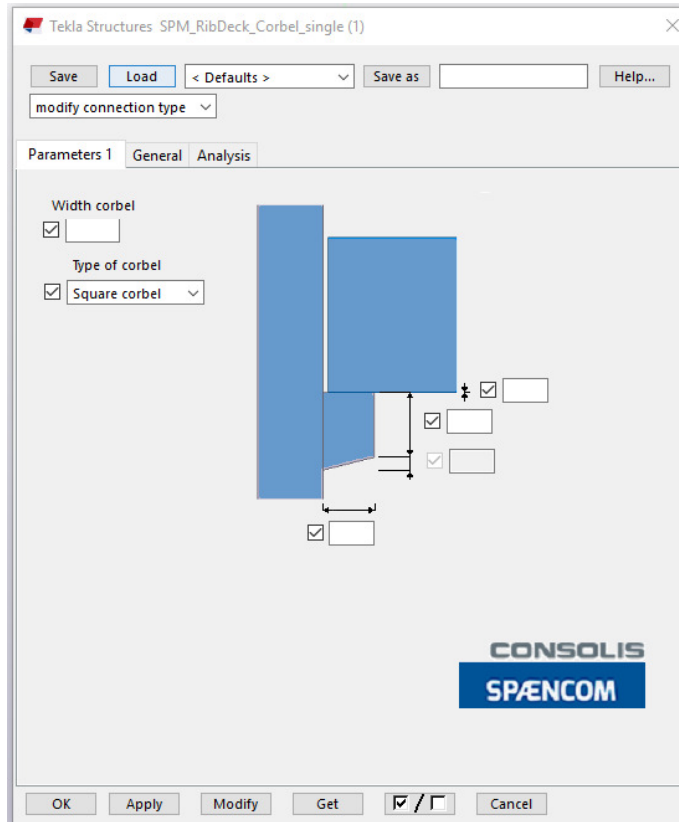


SPM\_Corbel\_Wall

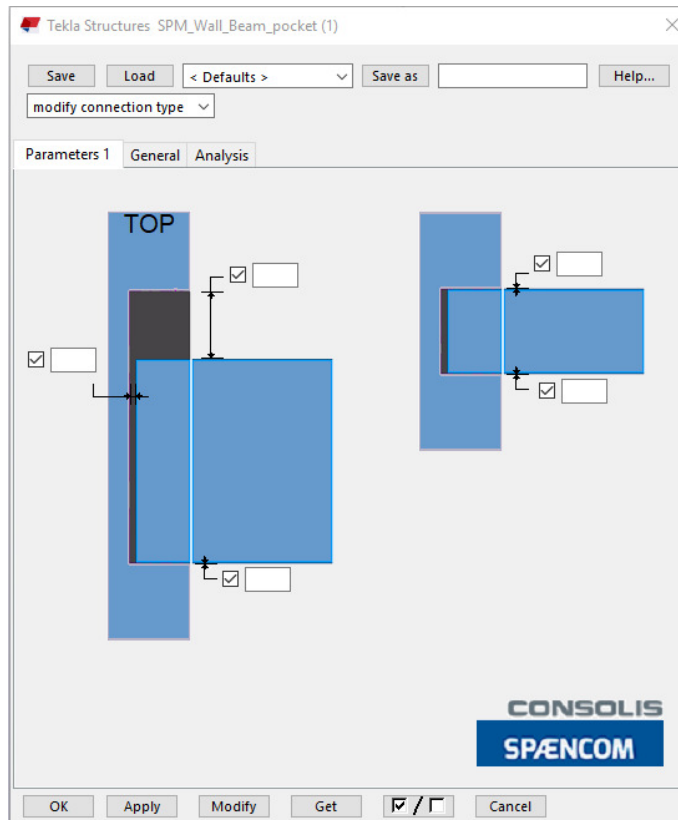




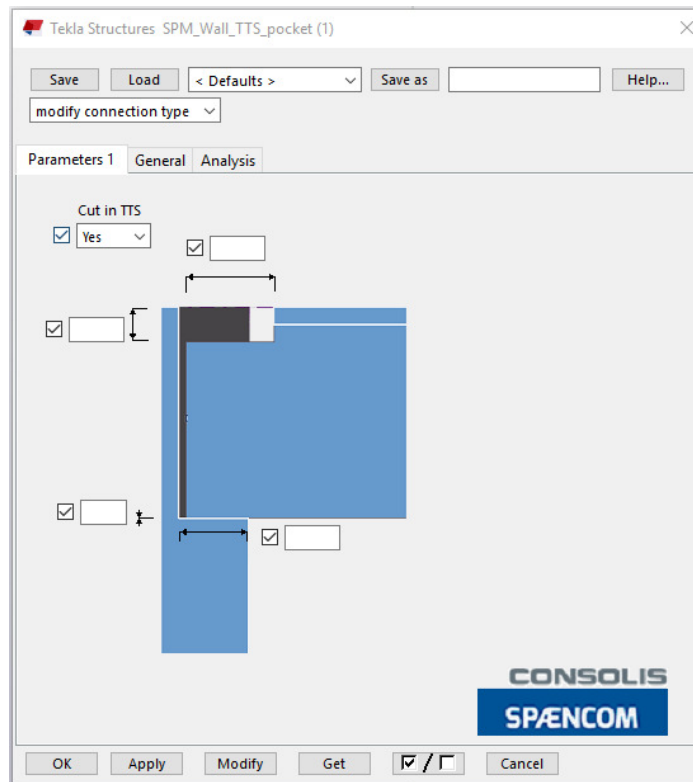
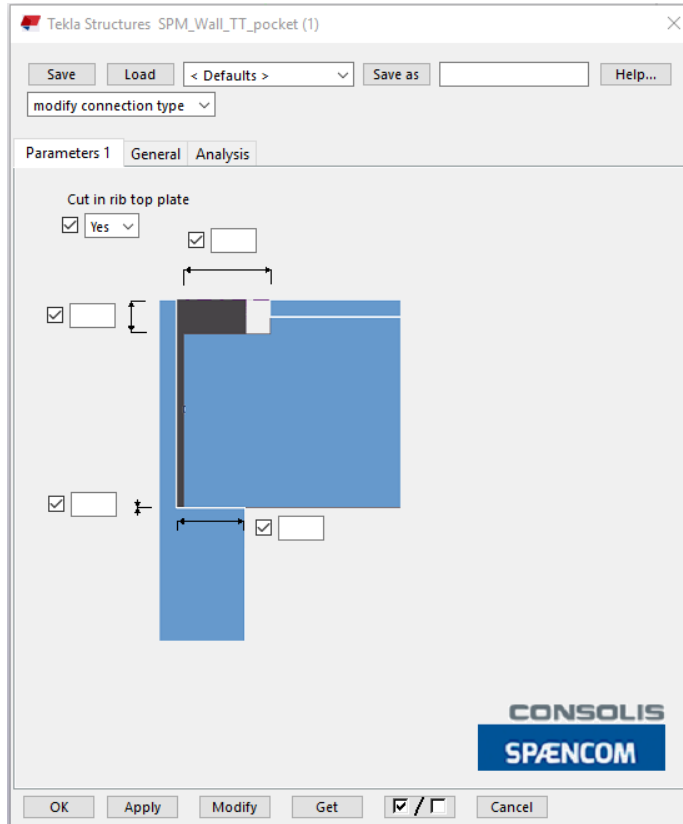
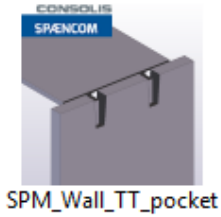
SPM\_RibDeck\_Corbel  
\_single

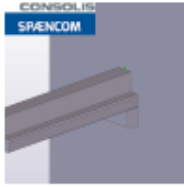


SPM\_Wall\_Beam\_poc  
ket









SPM\_Wall-  
Beam\_Corbel

Tekla Structures SPM\_Wall-Beam\_Corbel (1)

Save Load < Defaults > Save as Help...

modify connection type

Parameters 1 General Analysis

Width

**CONSOLIS**  
**SPÆNCOM**

OK Apply Modify Get  /  Cancel